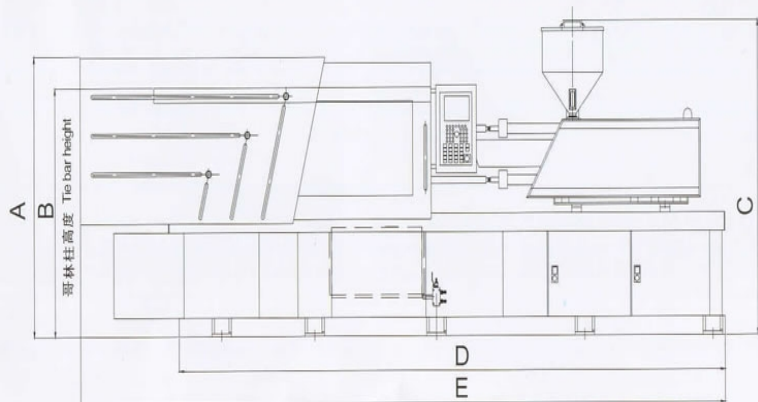
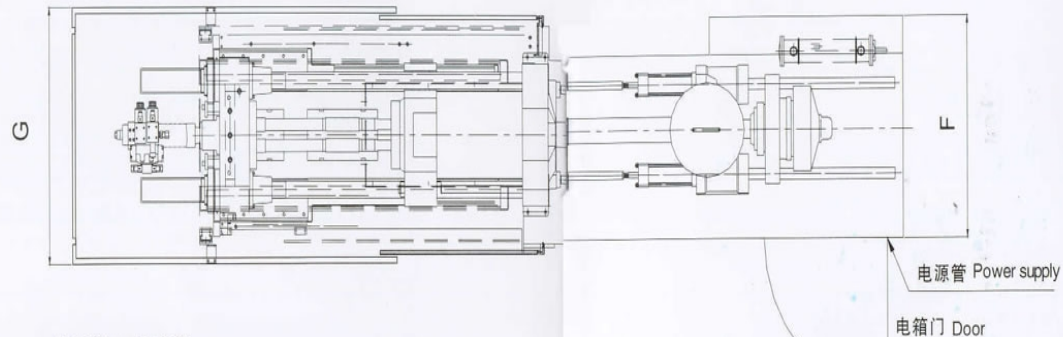


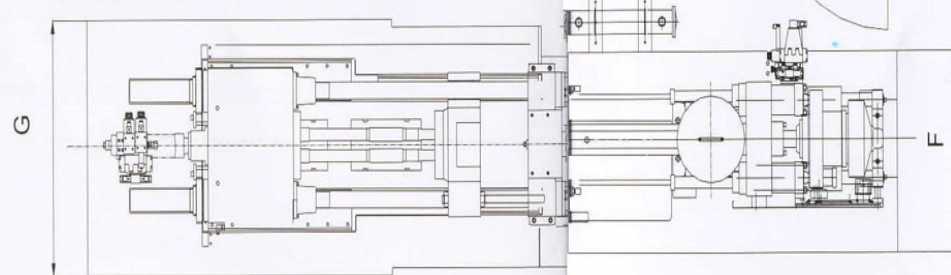
机身尺寸 Machine Dimensions



90Se~260Se



320Se~750Se



Modèles	A	B	C	D	E	F	G
90Se	1514	1350	1858	3323	3860	780	1078
130 Se	1637	1462	1920	3772	4452	870	1161
160 Se	1718	1542	1965	4240	5043	950	1206
190 Se	1807	1602	2028	4489	5296	1000	1282
260 Se	1845	1707	2052	4960	5849	1170	1378
320 Se	2019	1832	2157	5265	6052	1177	1494
380 Se	2045	1835	2140	6265	7395	1025	1791
450 Se	2109	1840	2160	8801	7941	1036	1797
500 Se	2150	1938	2407	7203	8595	1100	1820
600 Se	2313	2027	2297	7851	9172	911	1912
750 Se	2652	2340	2777	8815	10182	1340	2378